



Features:

- 110/220V AC input
- Single Output
- 85% high efficiency
- 100% full load bur-in test
- Protection: OTP,OLP,OVP,SCP
- CE ROHS Certified
- 3 year warranty

Applications:

- Indoor LED lighting
- LED office lighting
- LED commercial lighting
- LED decorative lighting



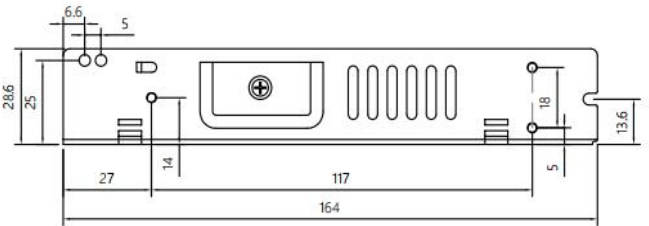
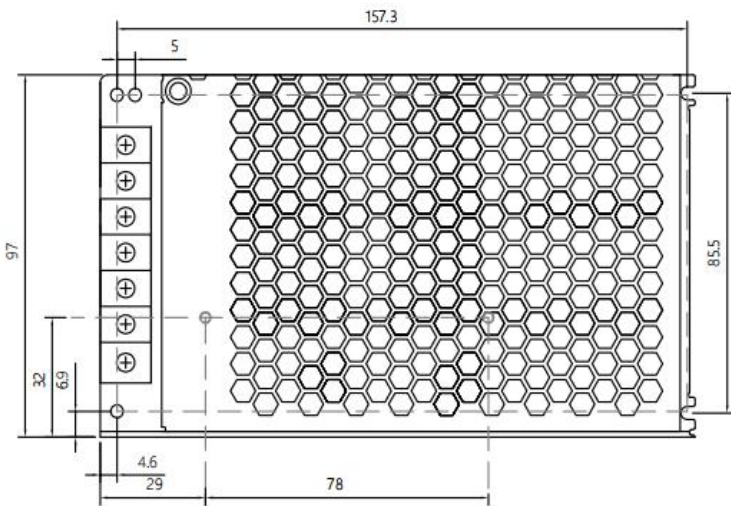
Specifications

| Product Code | | CPS250-H1V12 | CPS250-H1V24 | CPS250-H1V48 |
|--------------|--------------------------|---|--------------|--------------|
| Output | DC Voltage | 12V | 24V | 48V |
| | Rated Current | 20.8A | 10.4A | 5.2A |
| | Current Range | 0~20.8A | 0~10.4A | 0~5.2A |
| | Voltage tolerance | ±5% | ±5% | ±5% |
| | Rated Power | 250W | 250W | 250W |
| | Ripple & Noise | <120mVp-p | <150mVp-p | <150mVp-p |
| | Set-up, Rise Time | 1500ms, 30ms / 230VAC | | |
| Input | Input voltage range | 175-240 VAC | | |
| | Frequency Range | 50~60Hz | | |
| | AC Current | 4.5A/115VAC 2.5A/230VAC | | |
| | Efficiency | 85% | 88% | 88% |
| | PF | 0.6 | | |
| Protection | Over Load | Above 110%-150% of rated power | | |
| | | Shut-down output voltage, auto recovery after fault condition is removed | | |
| | Over Voltage | Above Max. Voltage (105% of rated voltage) | | |
| | | Shut-down output voltage, auto recovery after fault condition is removed | | |
| | Over Temperature | Over 130°C detected on main IC control | | |
| Ambiant | Working Temp. & humidity | "-20°C~+60°C, 20%~90%RH | | |
| | Storage temp. & humidity | "-40°C~+85°C, 10%~95%RH | | |
| Tesings | Withstand voltage | I/P-O/P: 1.5KVAC/1min; I/P-F/G: 1.5KVAC/1min; O/P-F/G: 0.5KVAC/1min; | | |
| | Safety | GB4943 ;IEC60950-1; EN60950-1 | | |
| | EMC | EN 55032:2015+A11:2020 EN IEC 61000-3-2:2019+A1:2021 EN 61000-3-3:2013+A2:2021 EN55035:2017+A11:2020 | | |
| | LVD | EN60950-1:2006+A11:2009+A1:2010+A12:2011+A2:2013 | | |
| Others | Demension(L*W*H) | 164*97*28.6mm | | |
| | Packing | 0.45kg/pcs, 40pcs/19kg/CTN | | |

Mechanical Structures

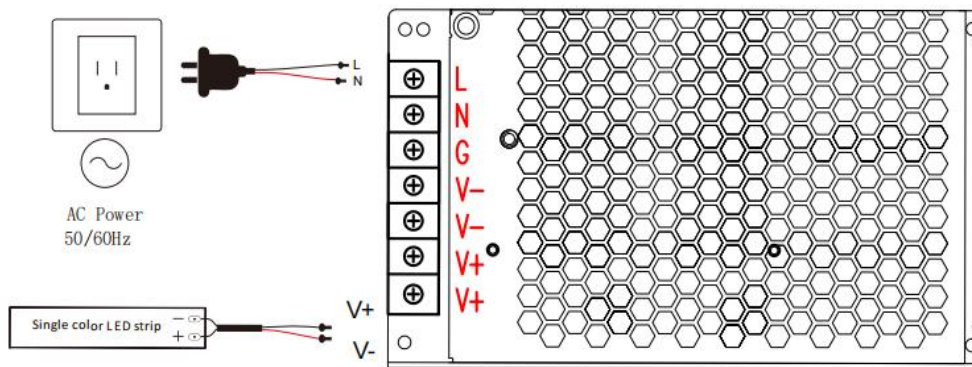
■ Vertical view

■ Side View

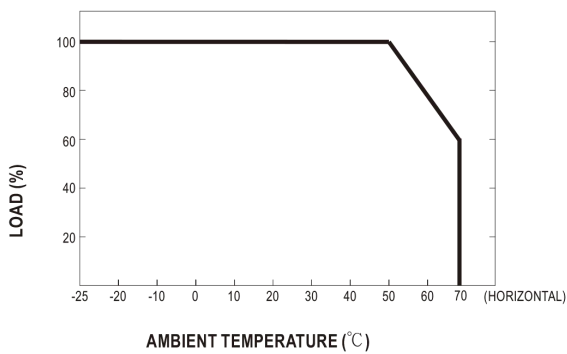


Wiring Diagram

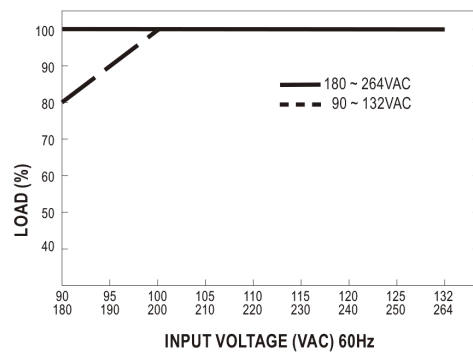
Without Dimming



■ Derating Curve



■ Static Characteristics



Notes:

1. The above mentioned data were measured at 230VAC input and 25°C.
2. Dis-connect the AC input before checking any mal-phenomenons.
3. Make sure the INPUT&OUPUT were in right situation before connected to power supply.
4. Datasheet for reference only. We suggest you take sampling before mass orders.